

How it works

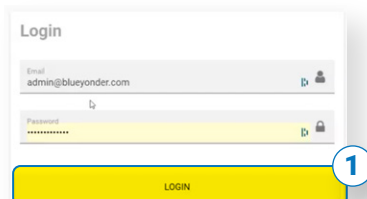
The **Hosted Payment Page** feature allows you to create a **Pay Now button on your website** or **send your customers a payment link** via electronic invoice.

These instructions will...

- Show you where to find your Hosted Payment Page link.
- How to place on your website
- How use it with your invoices
- How to verify your on-line payments

1

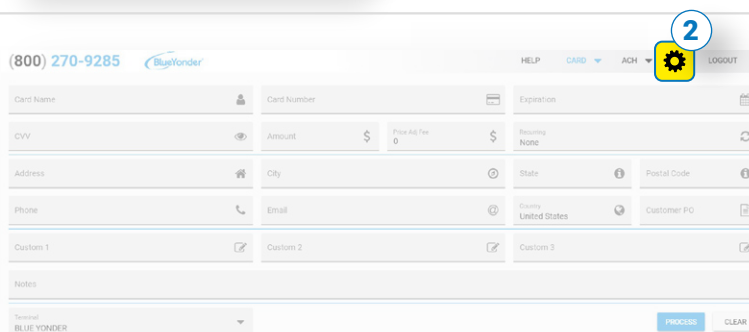
Login to your terminal



Login form with fields for Email (admin@blueyonder.com) and Password, and a LOGIN button. A circled '1' is next to the LOGIN button.

2

Go to the setting page

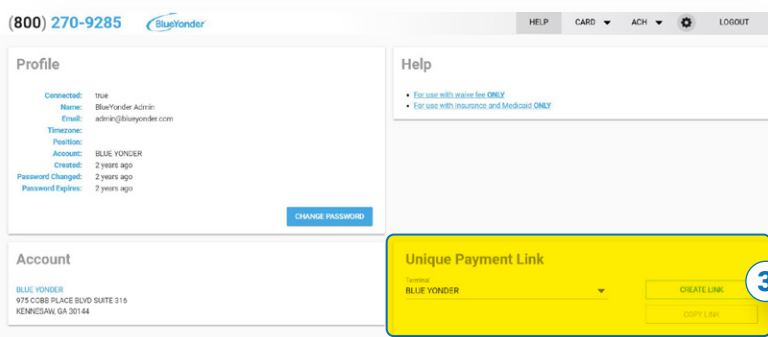


Settings page with a gear icon circled '2' in the top right corner. The page contains various fields for card information, address, and contact details.

3

Hosted Payment Page Link

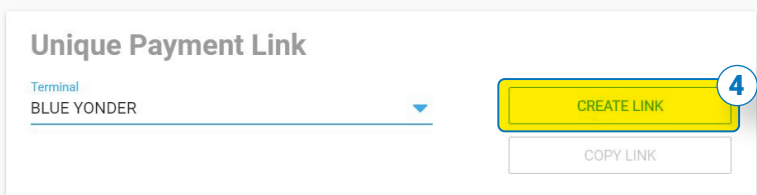
In the **bottom right corner** of the setting page you will see the **Hosted Payment Link**



Hosted Payment Link section showing a Unique Payment Link and a CREATE LINK button. A circled '3' is next to the CREATE LINK button.

4

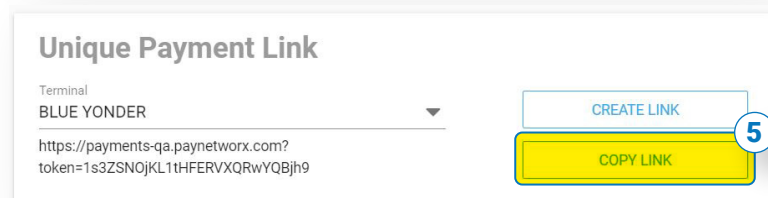
Click create link



Unique Payment Link form with a dropdown menu for Terminal (BLUE YONDER) and a CREATE LINK button. A circled '4' is next to the CREATE LINK button.

5

Copy link



Unique Payment Link form showing the generated link: https://payments-qa.paynetworx.com?token=1s3ZSNOjKL1tHFervXQRwYQBjh9. A circled '5' is next to the COPY LINK button.

Adding payment link to your website

1

Copy Payment Link

Take payment link and **email this to your web developer**.

Unique Payment Link

Terminal
BLUE YONDER

https://payments-qa.paynetworx.com?
token=1s3ZSNOjKL1tHFERVXQRwYQBJh9

CREATE LINK

COPY LINK

1

2

Add to your website

Your web developer **will add this to your website** by inserting the link you sent them and creating a payment option on your website.

ABC / Company

Call: 800-270-9285

News

Testimonials

About Us

Contact

Pay Bill

2

3

Testing

Once live, test the site to **make sure link is working**.

ABC / Company

Call: 800-270-9285

News

Testimonials

About Us

Contact

Pay Bill

3

5

Payments through your website

ABC / Company

Fields with blue asterisk* are mandatory.

\$. Amount

There will be a 3.5% fee added to any card payments. This fee is waived when paying by ACH.

Customer Information

Payment Details

Billing Information

By clicking the payment option on your website it will take you to the **Hosted Payment Page**. Customers will now be able to **make Payments through your website**.

Inserting payment link to your management platform



***Please note that every software system is different but most have a similar process.**

1

Add the copied link to your template

Unique Payment Link

Terminal
BLUE YONDER

<https://payments-qa.paynetworx.com?token=1s3ZSNOjKL1tHFERVXQRwYQBjh9>

CREATE LINK

COPY LINK

2

Take the copied **Hosted Payment link** and paste the link into your template .

<https://payments.paynetworx.com?token=1s3ZSNOjKL1tHFERVXQRwYQBjh9>

3

Name the link

Most template or email editors will **allow you to rename the link** so that is it not showing the long version.

Typically you will see this icon



Highlight the link and click on the "Hyperlink" icon. You will then see where you can update the text for the hyperlink.

Insert Link

Link Type
Web URL

Selected Text

Click Here to Pay

URL
<https://payments-qa.paynetworx.com?token=1s3ZSNOjKL1tHFERVXQRwYQBjh9>

You can then **rename the link** so that it can look like the example below.

Dear Customer,

[Click Here to Pay Bill](#)

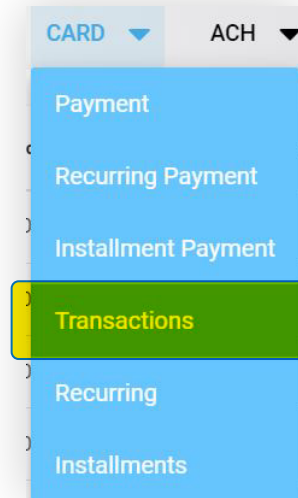
Verify Online payments

Here are 2 options for verifying any online payments made by your customers

View transactions


To verify your **customer has made their Payment** you can view this in the BlueYonder Virtual Terminal under transactions.

If the Hosted Payment column states "Yes" this means the transaction was processed via the Hosted Payment Link. If it says "No" this means it was process through your BlueYonder Virtual Terminal



(800) 270-9285



HELP CARD ACH  LOGOUT

Cust. Name	Type	Hosted Payment	Status	Last Four	Expiration	Amount (\$)	Less Adj (\$)	Recurring	Created ↓	Settled	
Katie Kessing	Sale	Yes	Approved	0315	03/24	5.20	5.00	No	Jun-30-2021 03:42PM		OPTIONS
Katie Kessing	Sale	Yes	Settled	0315	03/24	5.20	5.00	No			
Katie Kessing	Void	No	Approved	0315	03/24	(1.04)	(1.04)	No			

Daily batch

The **Daily Batch Report** that you receive from BlueYonder each morning will also show any transactions made online when the Hosted Payment column states "YES".

 Daily Card Report 2021-06-29.csv
1 KB

BlueYonder Corp.

User	Cust Name	Hosted Payment	Type	Status	Brand	Last Four	Amount	Less Adj	Recur	Created	Refunded	Custom 1
Admin@blueyonder.com	Katie Kessing	YES	Sale	Settled	amex	2000	\$363.83	\$350.00	No	Jun-29-2021 09:10AM		
Admin@blueyonder.com	Johnny Smiles	NO	Sale	Settled	visa	9000	\$4158.00	\$4000.00	No	Jun-29-2021 10:24AM		
Admin@blueyonder.com	Barbara Jones	NO	Sale	Settled	amex	3000	\$363.83	\$350.00	No	Jun-29-2021 12:20PM		
Admin@blueyonder.com	Lisa Turner	YES	Sale	Settled	visa	7000	\$79.00	\$76.00	No	Jun-29-2021 01:06PM		
Admin@blueyonder.com	Mark Jacob	NO	Sale	Settled	visa	8000	\$519.75	\$500.00	No	Jun-29-2021 03:44PM		
Totals:							\$5484.41	\$5276.00				

This email was sent from a notification-only address that cannot accept incoming email. Please do not reply to this message.